

SHEET (FITTED)

GENERAL INFORMATION

Folding a fitted sheet is an easy process that anyone can do.

DESCRIPTION

Bed sheet with elastic edges tailored to fit a particular mattress.

1 FIND A CORNER

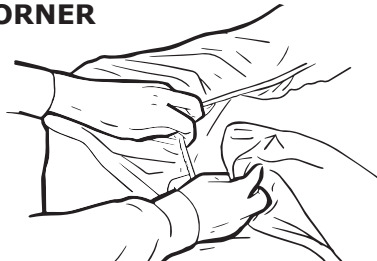


2 FIND OTHER CORNERS


Go ahead,
we'll wait



3 TUCK ROUND-EDGE CORNER INSIDE TO CREATE AN ACTUAL CORNER



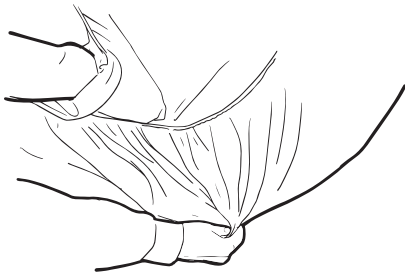
4 BRING CORNERS ON SAME SIDE TOGETHER



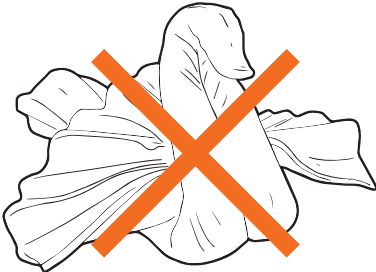
5 RE-DO THAT. DOESN'T LOOK RIGHT



6 NOW, DO SAME THING ON OPPOSITE SIDE



7 NOPE, THAT'S NOT IT



8 LET'S FIND CORNERS AGAIN



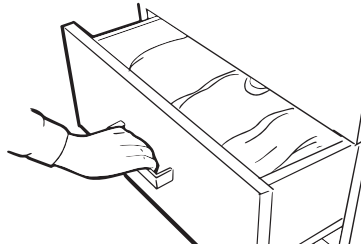
9 YOU KNOW WHAT, LET'S JUST ROLL IT UP.



10 MAKE THAT BALL A LITTLE TIGHTER



11 VOILA! STUFF BALL IN DRAWER OR CLOSET



12 CONGRATULATIONS

You can now fold a fitted sheet like 99% of the population. That wasn't so hard, was it? Come back to [www.thehangout.com] often to discover more life tips and tricks